

Dimensions

Ramp

Length	5000mm
Width	1100mm
Height	400mm

Flat Road Section

Length	6000mm
Width	1100mm
Height	400mm

Barrier

Length	3500mm
Height	1800mm

Space Between Road

Width	760mm
-------	--------------

Total Footprint

Length	16000mm 22000mm
Width	3000mm

Wickham's range of surface mounted wheel washing systems is a combined result of industry knowledge built up since Wickham began in 1958.


Whether it's a construction site, quarry or waste recycling facility, mud and all other types of contamination can get trapped and compacted between vehicles wheels and deep within the tyre treads.

The Dry Rumble Road offers a solution at minimal cost and the effective angled steel design can be seen throughout all of Wickhams surface mounted range. As the system requires no power or water supply whatsoever, this is an ever increasing option for all customers.

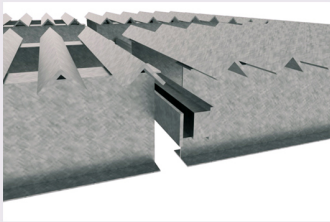
The system comes in 2 standard lengths, 16mtr and 22mtr's long. The 16mtr is suitable for almost all types of rigid axle vehicles, whereas the 22mtr long version is necessary when using with articulated vehicles to avoid grounding. Each system comprises of 4, 5mtr entry and exit ramps and a minimum of 2, 6mtr flat road sections. Because of its modular design, additional flat road sections can be added to create multi length systems.

The way the system works is simple and is all achieved by using heavy duty steel angle and the vehicles weight and speed. The pressure on the angle flexes and opens up the tyre treads, loosening and freeing compacted debris. As the vehicles travel over the system, the spacing between the angles create a rumble effect to which aids in the removal of any remaining compacted contamination from the wheels that would otherwise have been deposited on the road.

Wickham Gensol takes pride in the quality of its systems, which is why we have fully galvanised the system as standard to protect it against the harsh working conditions expected. This not only prolongs the life of the system but also maintains its appearance year after year.




Surface Mounted



Modular Design



Galvanised Angle



Minimal Maintenance



System Specification

- Suitable for vehicles up to 44 tonne.
- Suitable for rigid axel and articulated vehicles (length dependant).
- Maximum vehicle width 3000mm.
- Heavy duty steel angle throughout.
- No power requirement.
- No water requirement.
- Surface mounted.
- Guide barriers.

Key Features

- Completely surface mounted.
- Modular design.
- Galvanised steel angle throughout.
- Minimal maintenance.

Web: www.wickhamgensol.co.uk | Tel: +44 (0) 1494 771 182
Wickham Gensol Ltd | Commerce Park | Croydon | Surrey | CR0 4YL

