

Dimensions

Ramp

Length	4000mm
Width	1100mm
Height	400mm

Bath Section

Length	10000mm
Width	3500mm
Height	380mm

Side Walls

Length	10000mm
Height	1000mm

Internal Ramp

Length	3000mm
Width	1100mm
Height	400mm

Internal Flat Road

Length	4000mm
Width	1100mm
Height	160mm

Total Footprint

Length	18000mm
Width	3500mm


Wickham's range of surface mounted wheel washing systems is a combined result of industry knowledge built up since Wickham began in 1958.

Simple yet effective, the 10mtr long Bath combines key features from several of our systems into one efficient, low maintenance system. Much like the rumble road, the bath contains the same fully galvanised steel grid section which is designed to flex and open up the tyre treads and dislodge debris by creating a rumble effect. This rumble effect, combined with the 10mtr bath of water creates agitation which aids in the removal of the remaining mud and contaminants which vibration alone could not.


All the dirt and debris that has been removed from the vehicles wheels is collected and contained within the central bath section. All the internal elements are easily removable to enable quick and easy access for removal of the captured mud.

The 10mtr bath section comes with 4mtr long entry and exit ramps which are suitable for most rigid axel vehicles. To enable use by articulated wagons, we simply add a section of flat road between the entry ramp and bath section.


Wickham Gensol take pride in the quality of its systems, which is why we have fully galvanised the heavy wearing parts as standard to protect it against the harsh working conditions expected. This not only prolongs the life of the system but also maintains its appearance year after year.




Surface Mounted



Removable Grids



Galvanized Angle



Self Contained

System Specification

- Suitable for vehicles up to 44 tonne.
- Suitable for rigid axel and articulated vehicles.
- Maximum vehicle width 3000mm.
- 11,500ltr Bath area.
- 10mtr Long bath section.
- 4mtr Long entry and exit ramps.
- Fully galvanised internal and external roadway.
- Drain point for easy silt removal.

Key Features

- Completely surface mounted.
- Removable internal grids.
- Galvanised steel angle throughout.
- Completely self contained.



Web: www.wickhamgensol.co.uk | Tel: +44 (0) 1494 771 182
Wickham Gensol Ltd | Commerce Park | Croydon | Surrey | CR0 4YL

